



Europeana – Core Service Platform

MILESTONE

MS7: CONTENT REPORT - DEC 2015

Revision	1,0
Date of submission	15 Dec 2015
Author(s)	Jeroen Cichy, Pablo Uceda Gomez (EF)
Dissemination Level	Public



Co-financed by the European Union
Connecting Europe Facility

REVISION HISTORY AND STATEMENT OF ORIGINALITY

Revision History

Revision No.	Date	Author	Organisation	Description
1	15/12/2015	Jeroen Cichy, Pablo Uceda Gomez	EF	Final draft

Statement of originality:






This deliverable contains original unpublished work except where clearly indicated otherwise. Acknowledgement of previously published material and of the work of others has been made through appropriate citation, quotation or both.

The sole responsibility of this publication lies with the author. The European Union is not responsible for any use that may be made of the information contained therein.



Table of Contents

Summary and KPI overview.....	4
Overview	5
Content in Europeana by Country Top 15	5
Content in Europeana by Data Provider Top 15.....	7
Content in Europeana by Copyright Status.....	8
Content in Europeana by Type: focus on provision of direct links to the media files.....	10
Content in Europeana by Type: focus on reusable content and provision of direct links to the media files	12
Data provided in EDM to Europeana by Data Provider	14
Geodata in Europeana by Data Provider TOP 30	16

Summary and KPI overview

	KPI end 2015	Nov - Dec 2015	On track
Metadata records in Europeana	45,000,000	48,350,605	
Downloadable digital objects with direct links	13,000,000	Between 13 and 26.5 million depending on method of calculation	
Number of metadata records provided in EDM	25,000,000	30,146,471	
Increase in number of digital objects with geo-location data	18,000,000	14,720,987	
Number of digital objects labelled under rights statements that allow re-use (PDM, CC0, Creative Commons, OOC-NC)	18,000,000	24,564,252	

Highlights in November-December 2015

	<ul style="list-style-type: none"> From the 30th of October until the 15th of December 2015, 220 datasets were processed, including new collections and updates; the total amount of records increased by 883,299. 25% of the new data is open for re-use. Due to the implementation of continuous publication the data could be updated much quicker and in a more flexible way. Recent projects are continuously delivering data to Europeana: Europeana Sounds, EUScreenXL, LoCloud, AthenaPlus, EAGLE, Europeana Food and Drink. The focus on data quality is still being picked up. This month again a lot of collections have been submitted or reprocessed in EDM (Europeana Data Model).
	<ul style="list-style-type: none"> There has been an increase in digital objects with geo-location data of 660,350 records since the 30th of October. Unfortunately, the KPI of 18 million objects could not be reached.

Overview

Currently Europeana.eu features content from 36 countries in 34 languages across 3,000 data providers. In total there are 48,350,605 objects available in Europeana.eu, which is in line with 2015's goal of making 45 million digital objects available through Europeana. Several partners have submitted new or updated metadata to Europeana in the last month, including Archives Portal Europe, Arts Council Norway, AthenaPlus, Digitale Collectie, EAGLE, Europeana Sounds, EUscreenXL, LoCloud, MaNDA, OpenUp!, Slovenski nacionalni agregator e-vsebin, Swedish Open Cultural Heritage, The European Library, Europeana Newspapers.

In line with the Europeana Foundation's business plan 2015 and working towards its strategic plan 2015-2020, Europeana is working on improving the richness and the quality of the metadata present in the Europeana repository. This is being achieved by asking Europeana's partners to review the presence, quality and consistency of metadata fields, such as the description, title, date (created or issued), coverage (spatial or temporal). In addition to this Europeana is focusing on increasing the number of digital objects labelled with rights statements that enable re-use, and also on the provision of direct links to media files of high quality.

Content in Europeana by Country Top 15

Looking at the country division of metadata throughout the 48,350,605 digital objects available in Europeana.eu, the contribution by country is now more equally distributed across the partners. Germany, France, the Netherlands, Spain, Sweden, Italy and United Kingdom provided the majority of the content in Europeana.eu. Countries contributing less than one per cent of the content are Portugal, Slovenia, Switzerland, Slovakia, Lithuania, Luxembourg, Israel, Malta, Russia, Bulgaria, Romania, Latvia, Turkey, Serbia, Cyprus, Croatia, Iceland, United States of America and Ukraine.

	Country	Total Nov-Dec 2015	Percentage	Difference with Oct 2015
	Other	4,504,944	9.32%	246,762
1	Netherlands	6,302,520	13.04%	14,236
2	Germany	5,511,192	11.40%	1,411
3	France	4,536,789	9.38%	112,925
4	Spain	4,324,560	8.94%	43,047
5	Italy	4,186,009	8.66%	101,042
6	Sweden	3,631,713	7.51%	-28,162
7	United Kingdom	3,316,565	6.86%	83,472
8	Norway	2,861,238	5.92%	509,444
9	Austria	1,976,631	4.09%	48,216
10	Poland	1,904,954	3.94%	25,208
11	Belgium	1,334,697	2.76%	45,913
12	Denmark	1,291,441	2.67%	27,807
13	Europe	989,428	2.05%	-58,269
14	Finland	904,062	1.87%	154,971
15	Hungary	773,862	1.60%	13,647
	Total	48,350,605	100.00%	1,341,670

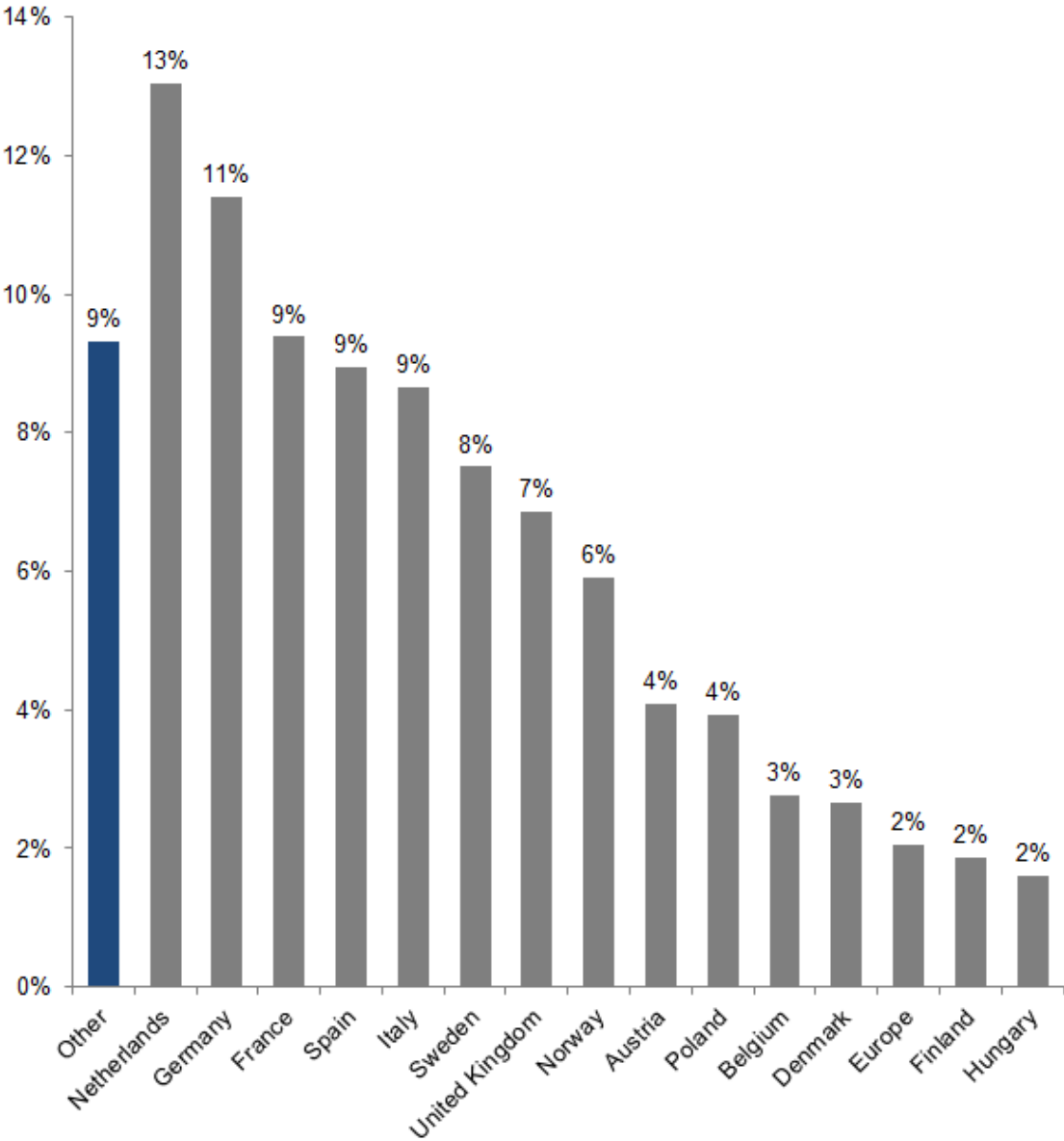


Figure 1. Europeana top 15 by country

Content in Europeana by Data Provider Top 15

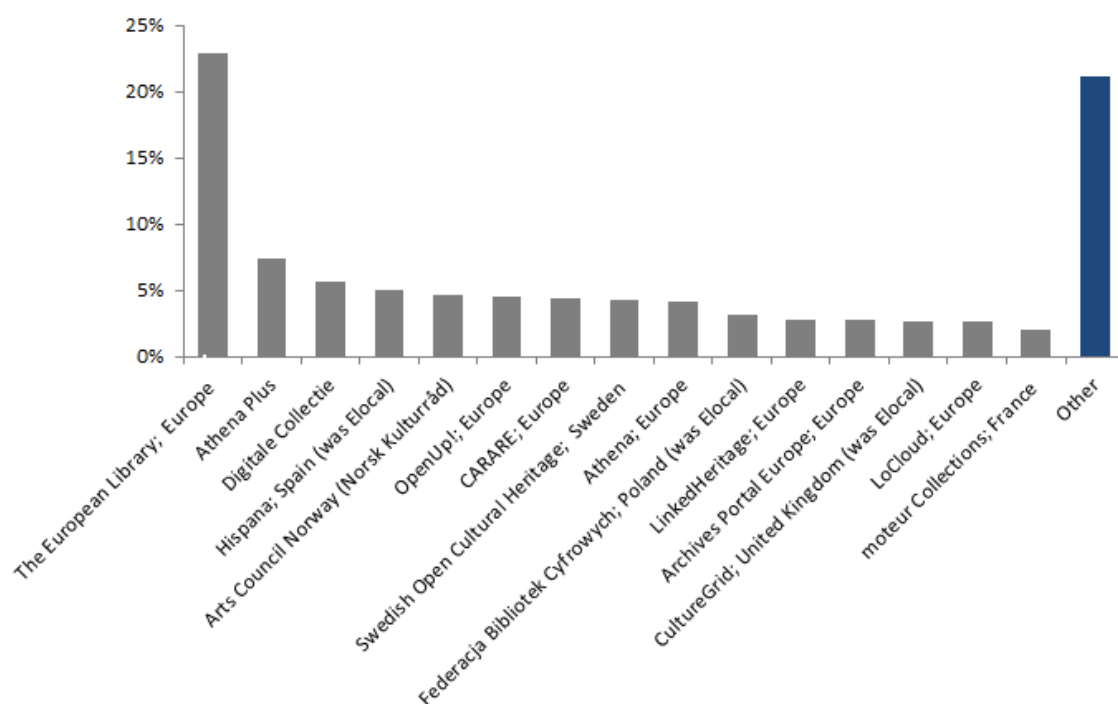


Figure 2. Europeana Content by Data Provider Top 15

Data Provider	Total Nov-Dec 2015	Percentage	Difference with Oct 2015
The European Library; Europe	11,047,236	23%	77,626
Athena Plus	3,584,788	7%	73,242
Digitale Collectie	2,732,895	6%	2,942
Hispana; Spain (was Elocal)	2,402,220	5%	10,756
Arts Council Norway (Norsk Kulturråd)	2,249,964	5%	57,756
OpenUp!; Europe	2,191,202	5%	18,448
CARARE; Europe	2,132,575	4%	-3
Swedish Open Cultural Heritage; Sweden	2,089,460	4%	-28,162
Athena; Europe	1,984,043	4%	0
Federacja Bibliotek Cyfrowych; Poland (was Elocal)	1,503,001	3%	0
LinkedHeritage; Europe	1,332,927	3%	0
Archives Portal Europe; Europe	1,325,828	3%	307,624
CultureGrid; United Kingdom (was Elocal)	1,297,065	3%	0
LoCloud; Europe	1,267,496	3%	631,929
moteur Collections; France	962,855	2%	1,545
Other	10,247,050	21%	-270,404
Total	48,350,605	100%	883,299

Content in Europeana by Copyright Status

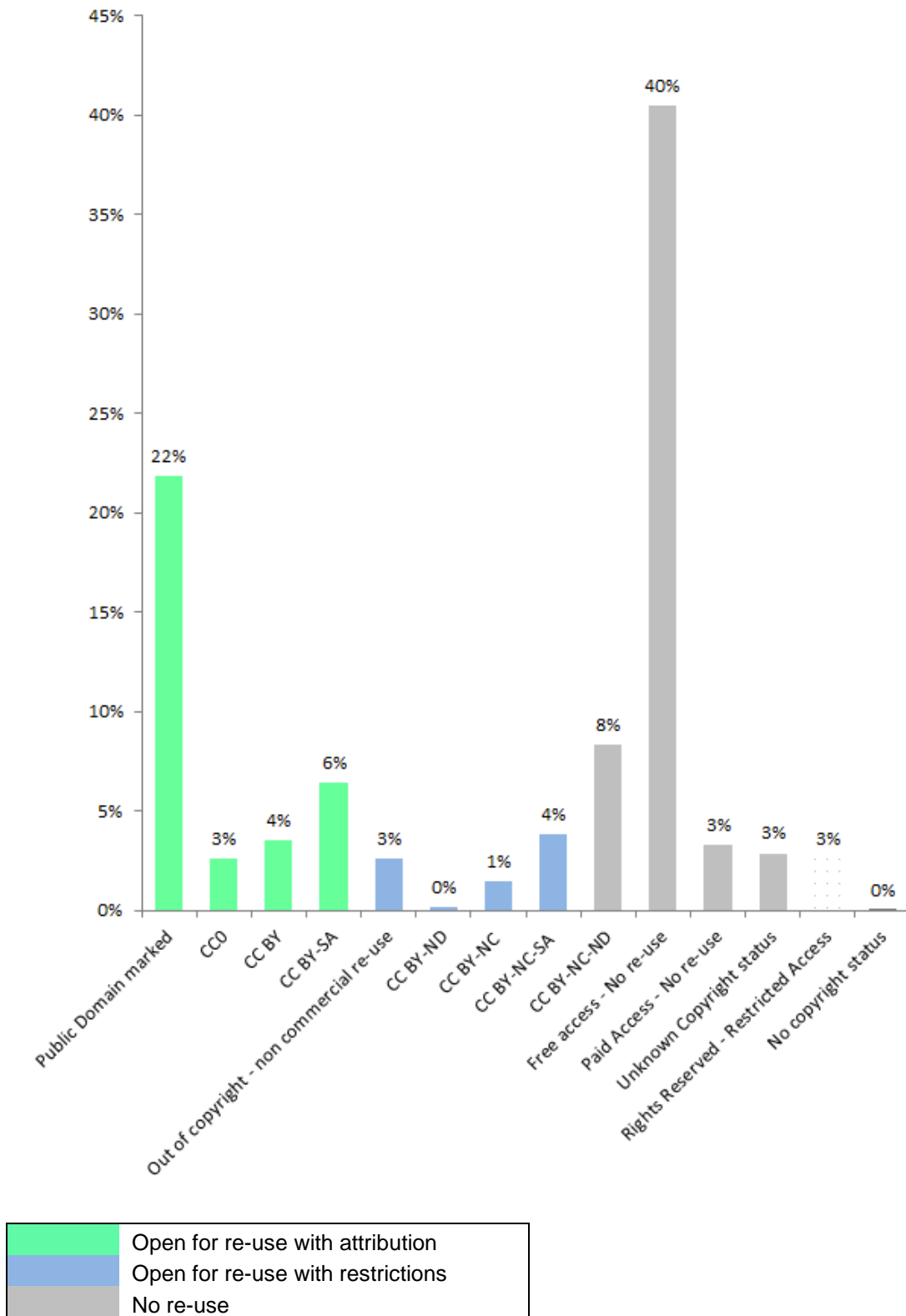



Figure 3. Europeana Content by Copyright Status

	KPI end 2015	October 2015	Nov - Dec 2015	On track
Number of digital objects labelled under rights statements that allow re-use (PDM, CC0, Creative Commons, OOC-NC)	18,000,000	23,643,784	24,564,252	

Rights statement	Total Nov - Dec 2015	Percentage	Difference with October 2015 publication
Open for re-use (with attribution)			
Public Domain marked	10,555,032	22%	41,769
CC0	1,258,710	3%	11,616
CC BY	1,704,469	4%	137,074
CC BY-SA	3,114,694	6%	30,238
Subtotal	16,632,905	34%	220,697
Open for re-use with restrictions			
Out of copyright - non commercial re-use	1,262,885	3%	-498
CC BY-ND	84,258	0%	135
CC BY-NC	694,338	1%	137,563
CC BY-NC-SA	1,854,941	4%	34,153
CC BY-NC-ND	4,034,925	8%	528,418
Subtotal	7,931,347	16%	699,771
Subtotal re-use	24,564,252	51%	920,468
No re-use			
Free access - No re-use	19,547,672	40%	427,623
Paid Access - No re-use	1,591,983	3%	0
Unknown Copyright status	1,387,150	3%	-6,421
Rights Reserved - Restricted Access	1,249,115	3%	0
No copyright status	10,433	0%	0
Subtotal	23,786,353	49%	421,202
Total	48,350,605	100%	1,341,670

Content in Europeana by Type: focus on provision of direct links to the media files

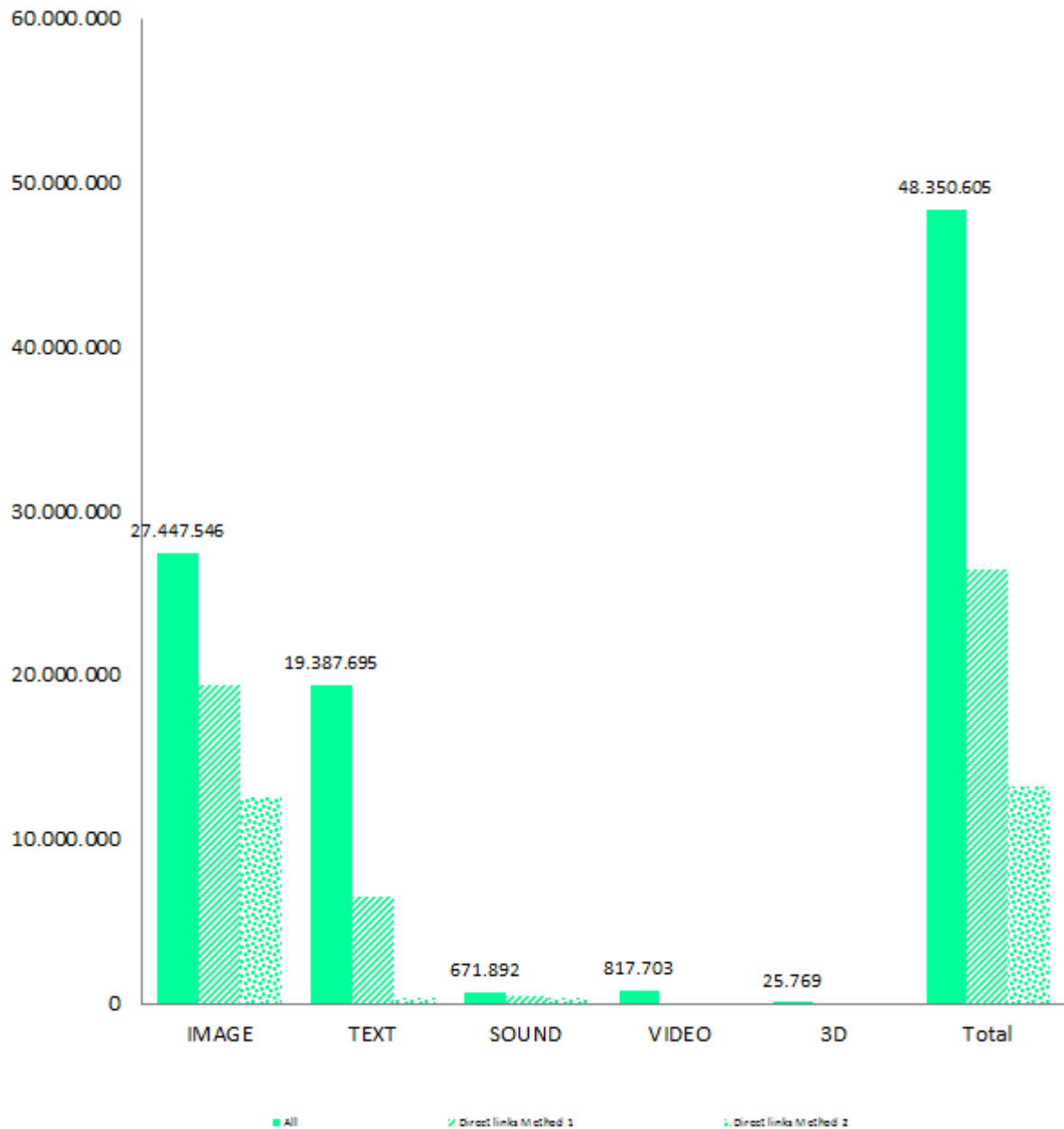


Figure 4. Europeana Content by Type: focus on provision of direct links to the media files. See explanations in the text for the two calculations methods.


	KPI end 2015	October 2015	Nov -Dec 2015	On track
Downloadable digital objects with direct links	13,000,000	Between 12 and 25 million depending on method of calculation	Between 13 and 26.5 million depending on method of calculation	

	IMAGE	TEXT	SOUND	VIDEO	3D	Total
All	27,447,546	19,387,695	671,892	817,703	25,769	48,350,605
Direct links (calculation method 1)	19,423,692	6,513,063	431,985	83,666	18,759	26,471,165
	71%	34%	64%	10%	73%	55%
Direct links (calculation method 2)	12,547,581	306,138	358,611	32,074	1,862	13,246,266
	46%	2%	53%	4%	7%	27%

N.B. methodology for calculation

Method 1: the total amount of records considered as being provided with a direct link is the number of records for which a value was provided as edm:isShownBy, which is supposed to be a web view of the provided digital object. Please note that all links provided as edm:isShownBy are direct links to media files, so this method yields an overestimated number of direct links to media files.

Method 2: the total amount of records considered as being provided with a direct link is the number of records for which a value was provided as edm:isShownBy and for which the value provided as edm:isShownBy ends with a specified string representing the potential extension of the media file. For IMAGE type, the checked extensions are jpg/jpeg/png; for TEXT type, the checked extension is pdf; for SOUND type, the checked extensions are flac/mp3; for VIDEO type, the checked extension is mp4; for 3D type, the checked extension is pdf. Please note that not only links ending with these patterns are direct links, so this method yields an underestimated number of direct links to media files.

Both methods also don't take into account media files linked directly via edm:object.

The correct figures are considered to be lower than those obtained by method 1 and higher than those obtained by method 2. The current development of a media file checker will in the future enable us to give more precise and exact figures.

Content in Europeana by Type: focus on reusable content and provision of direct links to the media files


	KPI end 2015	October 2015	December 2015	On track
Number of digital objects labelled under rights statements that allow re-use (PDM, CC0, Creative Commons, OOC-NC)	18,000,000	21,440,442	24,564,252	

	IMAGE	TEXT	SOUND	VIDEO	3D	Total
All	27,447,546	19,387,695	671,892	817,703	25,769	48,350,605
Open for re-use	11,451,591	12,989,604	71,019	30,118	21,920	24,564,252
	42%	67%	11%	4%	85%	51%
Direct links (calculation method 1)	19,423,692	6,513,063	431,985	83,666	18,759	26,471,165
	71%	34%	64%	10%	73%	55%
Direct links (calculation method 2)	12,547,581	306,138	358,611	32,074	1,862	13,246,266
	46%	2%	53%	4%	7%	27%
Open for re-use with direct links (calculation method 1)	9,721,370	4,455,119	42,336	11,950	17,641	14,248,416
	35%	23%	6%	1%	68%	29%
Open for re-use with direct links (calculation method 2)	6,070,818	196,215	35,131	2,040	1,287	6,305,491
	22%	1%	5%	0%	5%	13%

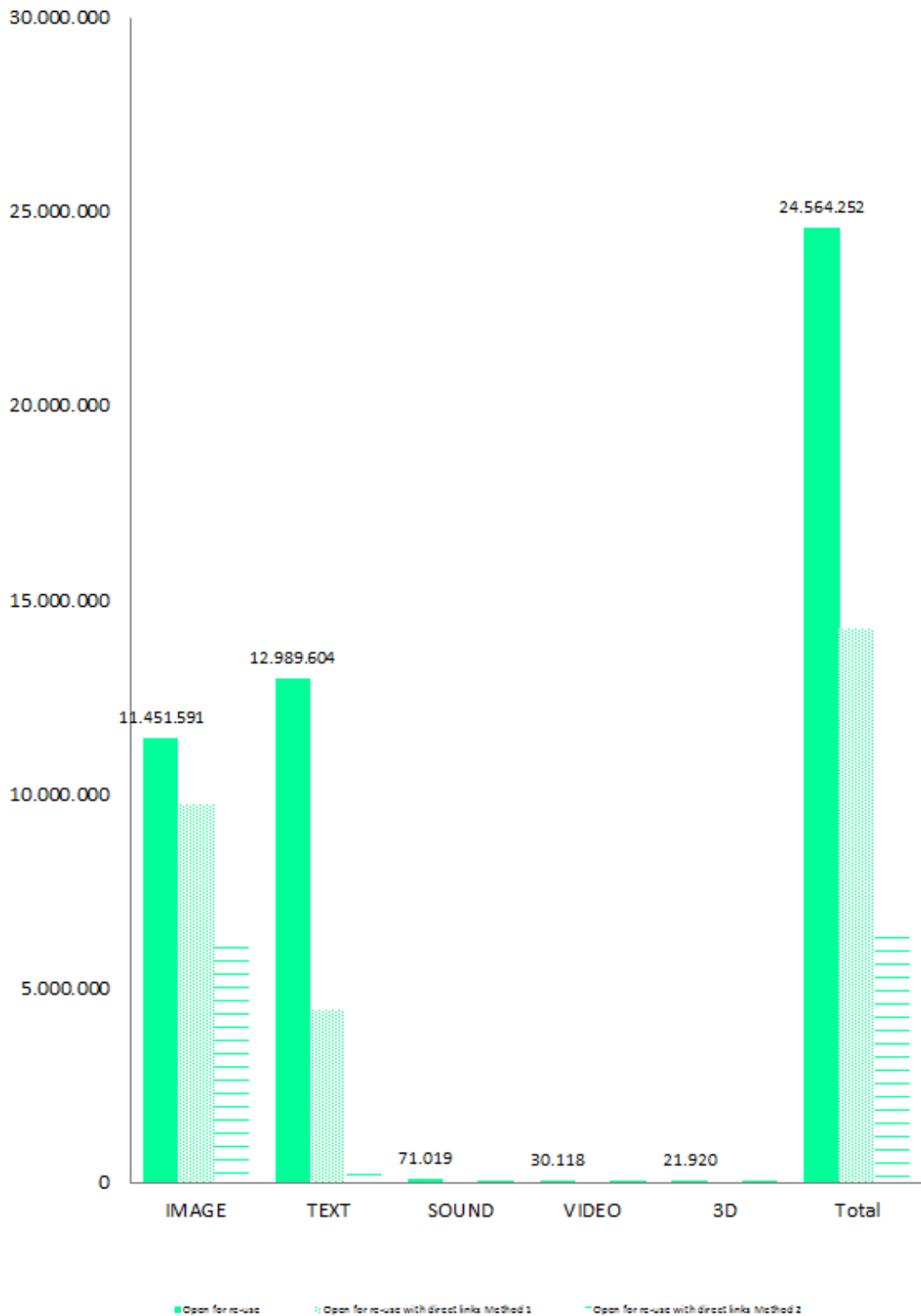


Figure 5. European Content by Type: focus on re-usable content and provision of direct links to the media files

N.B. the methodology for calculation is the same as described in the previous section.

Data provided in EDM to Europeana by Data Provider

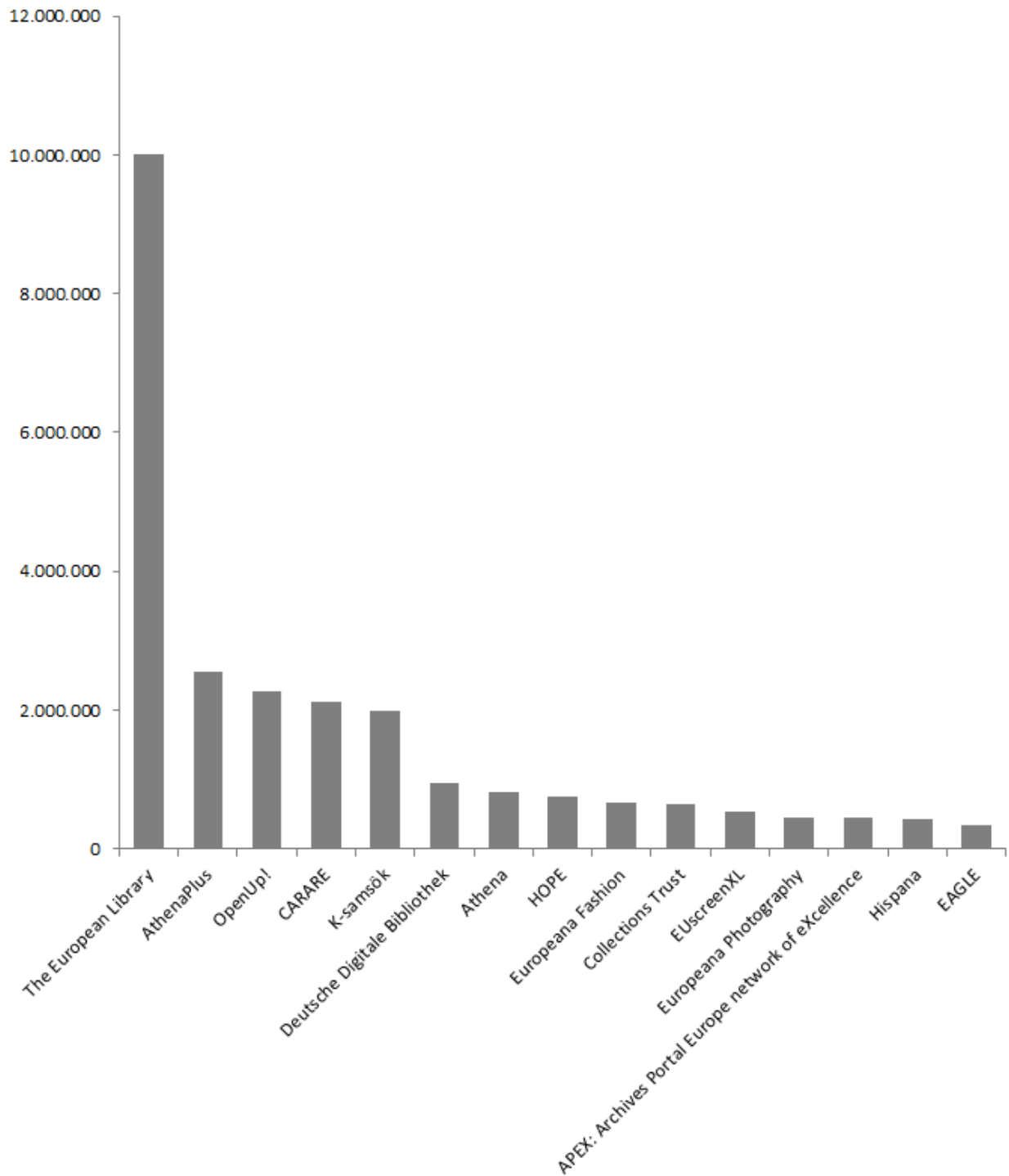




Figure 6. Data provided in EDM to Europeana by Data Provider Top 15.

	KPI end 2015	October 2015	Nov - Dec 2015	On track
Number of metadata records provided in EDM	25,000,000	27,400,756	30,146,471	

Data Provider	Amount of records provided in EDM
The European Library	10,262,606
AthenaPlus	3,454,653
OpenUp!	2,191,202
K-samsök	2,089,460
CARARE	2,128,012
LoCloud	1,284,672
Deutsche Digitale Bibliothek	943,861
Athena	895,529
APEX: Archives Portal Europe network of eXcellence	770,461
HOPE	759,326
EUscreenXL	686,123
Europeana Fashion	667,743
Collections Trust	648,158
National Digital Library (NDL)	586,285
Europeana Photography	451,178
Hispana	426,904
EAGLE	367,764
Europeana Inside	331,342
Rijksmuseum	180,602
European Collected Library of Artistic Performance / University of Florence	167,907
DM2E	135,745
Europeana Sounds	124,963
Ministry for Cultural Heritage and Activities (MiBAC CulturalItalia) / Ministero per i Beni e le Attività Cultura	89,747
Partage Plus	79,486
dLib,si Digital Library of Slovenia	62,283
European Commission, DG Communication, Audiovisual Services	55,714
Institut de Cultura de Barcelona	55,106
Erfgoedplus,be - Provincie Limburg	51,483
MIMO	46,483
Other	151,673
Total	30,146,471

Geodata in Europeana by Data Provider TOP 30

	KPI end 2015	October 2015	Nov - Dec 2015	On track
Increase in number of digital objects with geo-location data	18,000,000	14,060,637	14,720,987	

Data Provider	All	Geodata	Percentage
Muis -Museums Public Portal	22,324	22,324	100%
Thyssen-Bornemisza Museum	563	563	100%
Biblioteca Nazionale Centrale di Firenze	33	33	100%
3D ICONS	5,863	5,853	100%
Filmoteca de Catalunya	1,054	1,044	99%
Irish Manuscripts Commission	45,795	44,847	98%
Europeana 1989	6,782	6,498	96%
EuropeanaLocal Romania	6,840	6,440	94%
Institut de Cultura de Barcelona (ICUB)	55,106	51,785	94%
CARARE	2,132,575	1,922,781	90%
Norsk Kulturråd	431	372	86%
Bulgariana	521	414	79%
EFG - The European Film Gateway	594,144	450,414	76%
EUscreen Project	40,182	29,901	74%
clMeC - Institutul de Memorie Culturală	11,401	8,112	71%
Hispana	2,402,220	1,627,670	68%
DIZI	7,731	4,994	65%
EAGLE	367,764	233,974	64%
Deutsche Digitale Bibliothek	943,861	598,408	63%
ASSETS	128,875	81,305	63%
EuroPhoto	797,218	502,633	63%
Регионална библиотека ПЕНЧО СЛАВЕЙКОВ - Варна / Public Library - Varna	46,332	28,411	61%
Médiathèque Valais - Martigny	13,022	7,905	61%
KAMRA	11,906	7,110	60%
Národní muzeum, National Museum, Czech Republic	3,126	1,802	58%
EuropeanaTravel	6,384	3,556	56%
Rijksmuseum	180,602	99,964	55%
Fundação Calouste Gulbenkian - Portugal	3,413	1,888	55%
Europeana Fashion	667,743	367,460	55%
Europeana Inside Sweden	57,349	31,392	55%
Other	39,789,445	8,571,134	22%
Total	48,350,605	14,720,987	30%