



Paper 10B
Public

Europeana Foundation Governing Board Meeting

27 September 2016
10h00 – 17h00 CEST
The Netherlands
Institute for Sound &
Vision, Theatre Two

Europeana Content Report

Action proposed: For information and Q&A

Circulation:

Europeana Foundation Governing Board Members & Observers

Classification:

Public





Europeana – Core Service Platform

MILESTONE

CONTENT REPORT - AUGUST 2016

Revision	1.0
Date of submission	5 September 2016
Author(s)	Kirsten de Hoog, Henning Scholz
Dissemination Level	Public



Co-financed by the European Union
Connecting Europe Facility

REVISION HISTORY AND STATEMENT OF ORIGINALITY

Revision History

Revision No.	Date	Author	Organisation	Description
1	05/09/2016	Kirsten de Hoog, Henning Scholz	EF	Final draft

Statement of originality:

This deliverable contains original unpublished work except where clearly indicated otherwise. Acknowledgement of previously published material and of the work of others has been made through appropriate citation, quotation or both.

The sole responsibility of this publication lies with the author. The European Union is not responsible for any use that may be made of the information contained therein.

Table of Contents

Summary	4
Overview	4
Content in Europeana by Country Top 15	5
Content in Europeana by Data Provider Top 15	7
Europeana Publishing Framework	9
Content in Europeana by Copyright Status	10
Content in Europeana by Type	11

Summary

Highlights in August 2016



- From the 5th of July 2016 to the 5th of September 2016, 51 datasets were processed, including new collections and updates; the total amount of records increased by 363,864.
- More than 20,000,000 records are open for re-use without restrictions.
- Some new providers like Cyprus have started providing new content.
- Some inactive providers with broken links have been cleaned up.

Overview

Currently Europeana.eu features content from 36 countries in 34 languages across more than 3,700 data providers. In total there are **53,482,611** objects available in Europeana.eu. Several partners have submitted new or updated metadata to Europeana in the last month, including AthenaPlus, Digitale Collectie, Europeana Sounds, Linked Heritage, Museumap.hu, Swedish Open Cultural Heritage, The European Library.

In line with the Europeana Foundation's business plan 2016 and working towards its strategic plan 2015-2020, Europeana is working on improving the richness and the quality of the metadata present in the Europeana repository. This is being achieved by asking Europeana's partners to review the presence, quality and consistency of metadata fields, such as the description, title, date (created or issued), coverage (spatial or temporal). In addition to this Europeana is focusing on increasing the number of digital objects labelled with rights statements that enable re-use, and also on the provision of direct links to media files of high quality.

Further to this, we are working on a more bilateral approach with aggregators to start a more systematic cleanup and improvement of data. This cleanup is to some extent responsible for the reduced increase. We also have started to normalise organisation names across the Europeana database, which is planned to be completed by summer 2017.

Some examples of high quality collections that have been added over summer:

- [Over 13 000 photographs from Swedish Air Force Museum - all matters concerned with the Air Force, such as uniforms, drawings, textiles, medical and technical artefacts, and much more. \(Tier 2+\)](#)
- [Great collection \(over 6 000\) from the library of Institut national d'histoire de l'art \(INHA\), which includes around 200 sketches and drawings of Toulouse-Lautrec. \(Tier 2\)](#)
- [Over 50 manuscript volumes regarding the old Romanian literature from the XV – XVIII centuries provided by Biblioteca Academiei Române. \(Tier 2\)](#)
- [More than 100 handwritten and printed maps, plans and other cartographical documents mainly from the Savoy region provided by Bibliothèque municipale de Chambéry. \(Tier 2\)](#)

Content in Europeana by Country Top 15

Looking at the country division of metadata throughout the **53,482,611** digital objects available in Europeana.eu, the contribution by country is now more equally distributed across the partners. Germany, France, the Netherlands, Spain, Sweden, Italy and United Kingdom provided the majority of the content in Europeana.eu. Countries contributing less than one per cent of the content are Portugal, Slovenia, Switzerland, Slovakia, Lithuania, Luxembourg, Israel, Malta, Russia, Bulgaria, Romania, Latvia, Turkey, Serbia, Cyprus, Croatia, Iceland, United States of America and Ukraine.

	Country	Total August 2016	Percentage	Difference with July 2016
	Other	4,851,277	9.07%	-54,853
1	Netherlands	6,341,424	11.86%	65,439
2	Germany	5,555,718	10.39%	-21,475
3	Norway	5,312,376	9.93%	743
4	France	4,767,785	8.91%	47,052
5	Spain	4,531,649	8.47%	2,354
6	Italy	4,240,130	7.93%	1,853
7	United Kingdom	4,076,887	7.62%	241,509
8	Sweden	3,919,252	7.33%	114,639
9	Poland	2,027,411	3.79%	-65,534
10	Austria	2,024,132	3.78%	22,713
11	Denmark	1,622,127	3.03%	58,236
12	Belgium	1,415,779	2.65%	54,066
13	Finland	1,068,944	2.00%	-7,065
14	Hungary	972,829	1.82%	53,369
15	Europe	754,891	1.41%	-149,182
	Total	53,482,611	100.00%	363,864

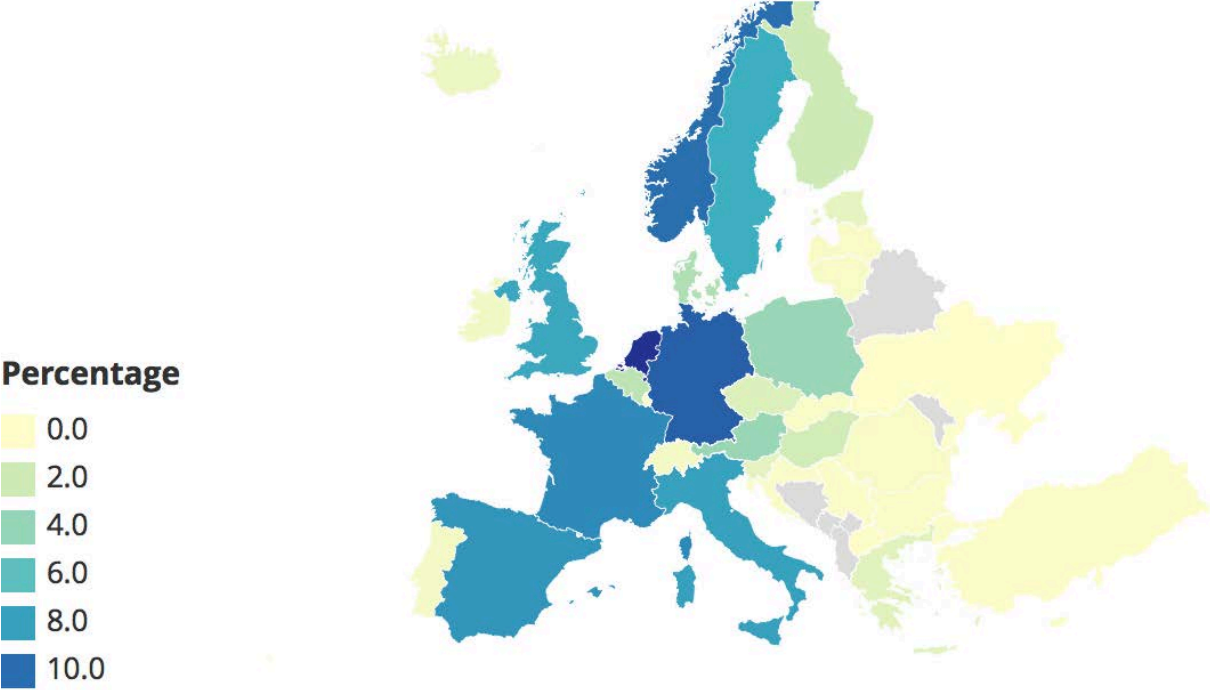


Figure 1. Content in Europeana by country

Content in Europeana by Data Provider Top 15

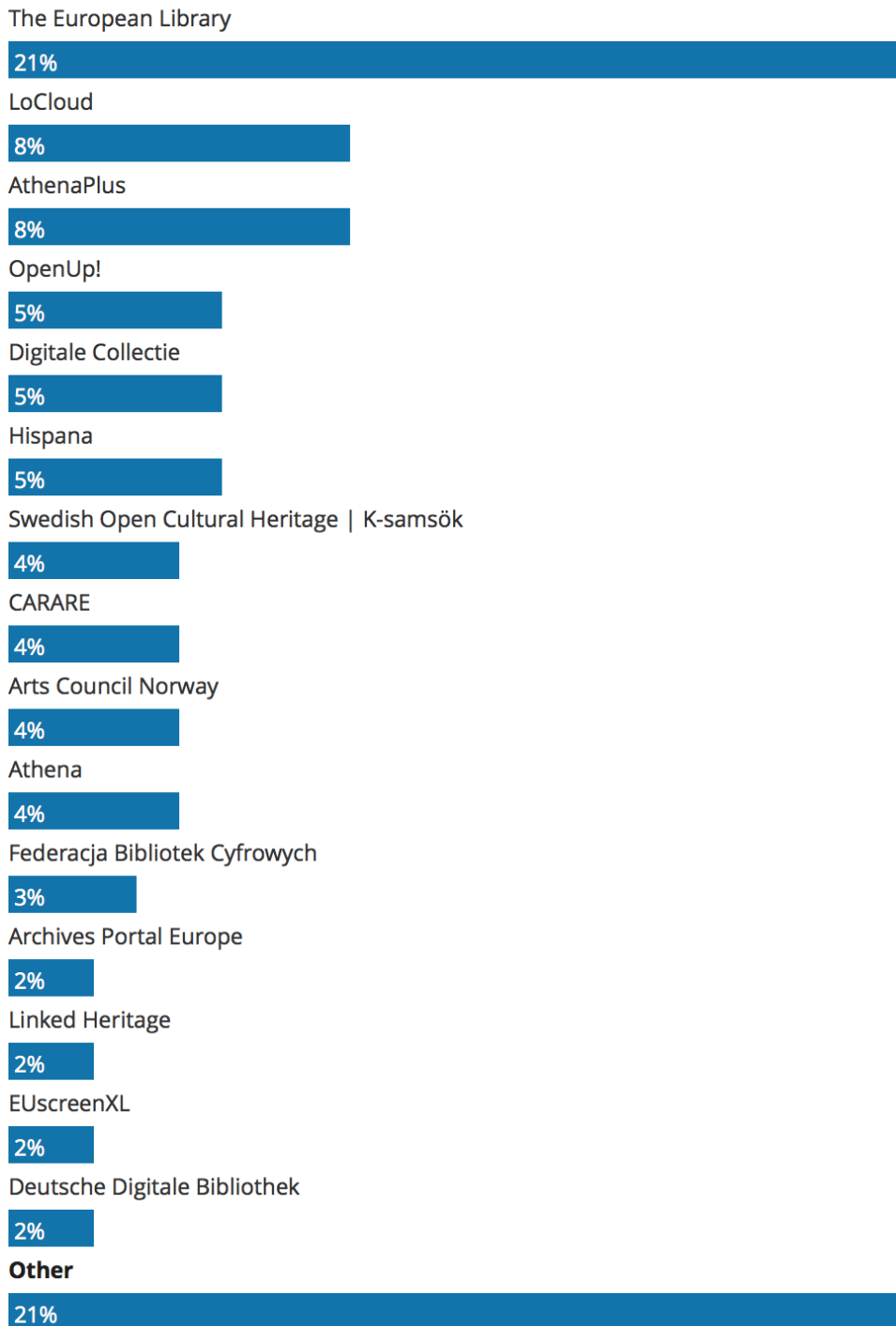


Figure 2. Europeana Content by Data Provider Top 15

CONTENT REPORT – AUGUST 2016

Data Provider	Total August 2016	Percentage	Difference with July 2016
The European Library	11,331,546	21%	-144,003
LoCloud	4,416,826	8%	104,316
AthenaPlus	4,065,598	8%	97,685
OpenUp!	2,863,357	5%	233,505
Digitale Collectie	2,613,993	5%	149,560
Hispana	2,414,742	5%	119,620
Swedish Open Cultural Heritage K-samsök	2,344,602	4%	69,777
CARARE	2,228,617	4%	-7,430
Arts Council Norway	2,078,037	4%	-13
Athena	1,926,646	4%	-15,561
Federacja Bibliotek Cyfrowych	1,503,001	3%	0
Archives Portal Europe	1,325,834	2%	-18,997
Linked Heritage	1,258,948	2%	-66,882
EUscreenXL	1,005,627	2%	-254,524
Deutsche Digitale Bibliothek	1,002,471	2%	-1,209
Other	11,102,766	21%	98,021
Total	53,482,611	100%	363,865

Europeana Publishing Framework

Improve data quality: we aim to add at least 2.5 million records to tier 2, 3 or 4 of the Europeana Publishing Framework.

Tier	Total Aug 2016	Percent	Difference with Jan 2016
Total	53,495,178	100%	5,276,599
Tier 1	31,239,121	58.4%	1,638,656
Tier 2	3,520,593	6.6%	875,292
Tier 3	2,185,316	4.1%	1,147,746
Tier 4	3,332,005	6.2%	1,765,443
Tier 2-4	9,037,914	16.9%	3,788,481

In August 2016 we have revised the calculation mechanism for the tiers to have more realistic numbers matching with the actual file type of the digital media rather than edm:type. Filtering for edm:type first before looking into the technical metadata excluded for example image files of illuminated manuscripts that are labelled as TEXT to be compliant with tier 2 and above. With the revised approach and the API queries supporting it, we can more efficiently filter for collections that are suitable for Thematic Collections. Based on this revision, the January 2016 baseline of the calculation of the tiers was adapted to measure progress against the KPI for 2016. It is included here to illustrate the progress.

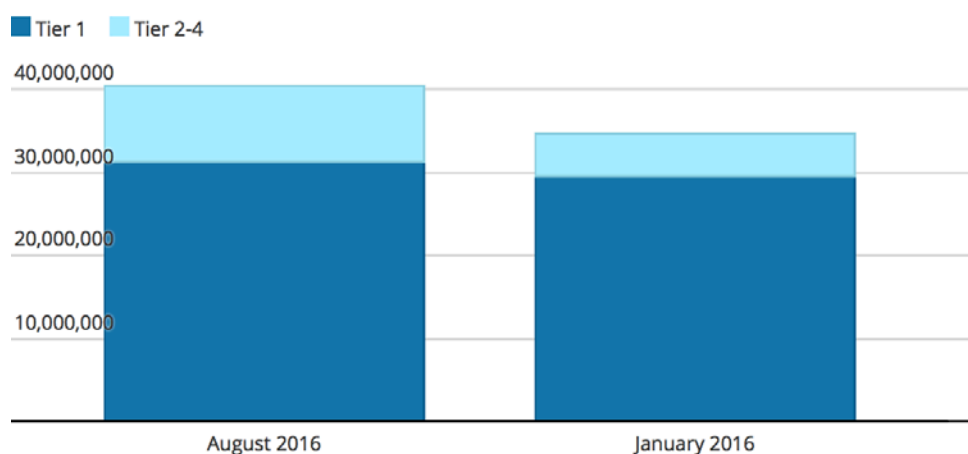


Figure 3. Europeana Content by Europeana Publishing Framework compliance.

Content in Europeana by Copyright Status

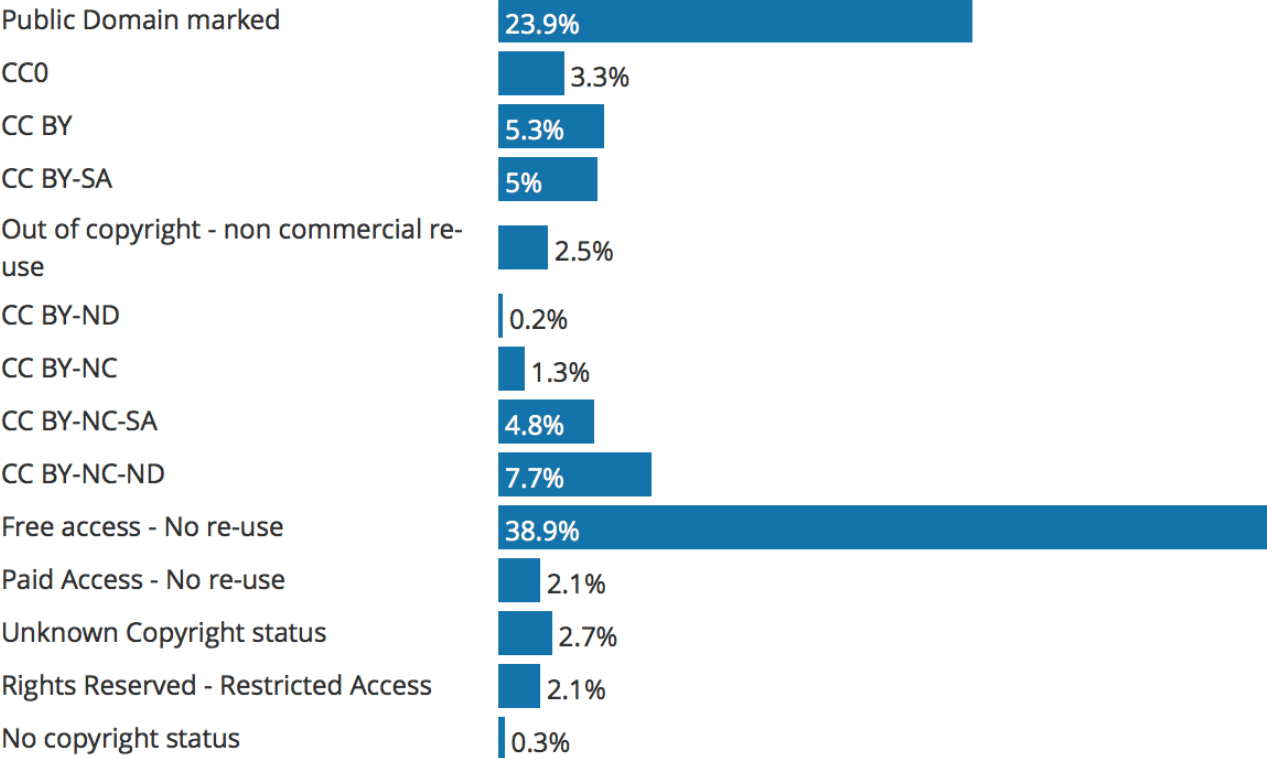


Figure 4. Europeana Content by Copyright Status.

Rights statement	Total August 2016	Percentage	Difference with July 2016 publication
Open for re-use (with attribution)			
Public Domain marked	12,764,498	23.87%	10,348
CC0	1,787,996	3.34%	94,943
CC BY	2,851,807	5.33%	713,036
CC BY-SA	2,685,529	5.02%	-456,944
Subtotal	20,089,830	37.56%	361,383
Open for re-use with restrictions			
Out of copyright - non commercial re-use	1,317,839	2.46%	8
CC BY-ND	93,119	0.17%	10
CC BY-NC	674,331	1.26%	-54,536
CC BY-NC-SA	2,574,416	4.81%	643,009
CC BY-NC-ND	4,116,845	7.70%	-47,261
Subtotal	8,776,550	16.41%	541,230
Subtotal re-use	28,866,380	53.97%	902,613
No re-use			
Free access - No re-use	20,789,429	38.87%	-15,575
Paid Access - No re-use	1,136,849	2.13%	-515,791
Unknown Copyright status	1,442,258	2.70%	-49,551
Rights Reserved - Restricted Access	1,104,229	2.06%	-144,883
No copyright status	143,467	0.27%	131,589
Subtotal	24,616,233	46.03%	-594,211
Total	53,482,613	100.00%	308,402

Content in Europeana by Type

	IMAGE	TEXT	SOUND	VIDEO	3D	Total
All	29,283,753	22,524,412	526,901	1,123,022	24,523	53,482,611